

General Information

Local Unit Name:	Village of Morley	Fiscal Year End:	March
Local Unit Code:	543030	Website:	villageofmorley.com

						Per capita information	
	<u>2014</u>	<u>2015</u>	<u>2016</u>	<u>2017</u>	<u>2018</u>	<u>2017</u>	<u>2018</u>
Statement of Revenues & Expenditures - All governmental funds							
Revenues							
Taxes	77,754	77,253	80,392	83,224	83,813	169	169
Licenses & Permits						-	-
Intergovernmental Revenues	42,975	44,675	44,058	46,170	47,476	94	96
State Government						-	-
Local Contributions						-	-
Charges for Services	3,420		4,383		4,876	-	10
Fines & Forfeitures					576	-	1
Interest & Rents	102	70	55	128	277	0	1
Other Revenues	24,161	5,566	22,411	4,106	4,717	8	10
Total Revenues	<u>148,412</u>	<u>127,564</u>	<u>151,299</u>	<u>133,628</u>	<u>141,735</u>	<u>271</u>	<u>286</u>
Expenditures							
General Government	71,050	55,350	55,082	57,397	56,563	116	114
Police & Fire	20,070	14,848	12,034	13,302	32,296	27	65
Other Public Safety						-	-
Roads						-	-
Other Public Works	12,309	5,455	6,019	23,810	30,245	48	61
Health & Welfare						-	-
Community/Econ. Development						-	-
Recreation & Culture	10,899	7,225	5,628	17,946	18,202	36	37
Capital Outlay				20,523		42	-
Debt Service						-	-
Other Expenditures	12,454	12,489	14,269			-	-
Total Expenditures	<u>126,782</u>	<u>95,367</u>	<u>93,032</u>	<u>132,978</u>	<u>137,306</u>	<u>270</u>	<u>277</u>
Surplus (Shortfall)	<u>21,630</u>	<u>32,197</u>	<u>58,267</u>	<u>650</u>	<u>4,429</u>	<u>1</u>	<u>9</u>

General Information

Local Unit Name:	Village of Morley	Fiscal Year End:	March
Local Unit Code:	543030	Website:	villageofmorley.com

						Per capita information	
	<u>2014</u>	<u>2015</u>	<u>2016</u>	<u>2017</u>	<u>2018</u>	<u>2017</u>	<u>2018</u>
Financial Position - All governmental funds							
Nonspendable		6,750	4,155			-	-
Restricted						-	-
Committed						-	-
Assigned						-	-
Unassigned	60,820	93,017	154,966	159,772	164,807	324	332
Total Fund Balance	<u>60,820</u>	<u>99,767</u>	<u>159,121</u>	<u>159,772</u>	<u>164,807</u>	<u>324</u>	<u>332</u>

Liabilities not counted on a modified-accrual basis

Pensions

Date of actuarial valuation:	NO pensions available to employees						
Assets							
Actuarial Liability							
Unfunded (Overfunded)	-	-	-	-	-	-	-
Percent funded	0%	0%	0%		0%		

OPEB

Date of actuarial valuation:	No OPEB						
Assets							
Actuarial Liability							
Unfunded	-	-	-	-	-	-	-
Percent funded	0%	0%	0%	0%	0%		
Sum of All Pension & OPEB Plans							
Assets	-	-	-	-	-	-	-
Actuarial Liability	-	-	-	-	-	-	-
Unfunded	-	-	-	-	-	-	-
Percent funded	0%	0%	0%	0%	0%		

General Information

Local Unit Name:	Village of Morley	Fiscal Year End:	March
Local Unit Code:	543030	Website:	villageofmorley.com

	<u>2014</u>	<u>2015</u>	<u>2016</u>	<u>2017</u>	<u>2018</u>	<u>Per capita information</u>	
						<u>2017</u>	<u>2018</u>
Debt							
Bonds & Contracts Payable					0		
Capital Leases					0		
Other Contractual Debt					0		
Structured Debt	-	-	-	-	0	-	-
Employee Compensated Absences					0	-	-
Landfill Closure & Postclosure Care					0	-	-
Uninsured Losses					0	-	-
Other Claims & Contingencies					0	-	-
Total Long Term Debt (Excluding Pension & OPEB)	-	-	-	-	0	-	-

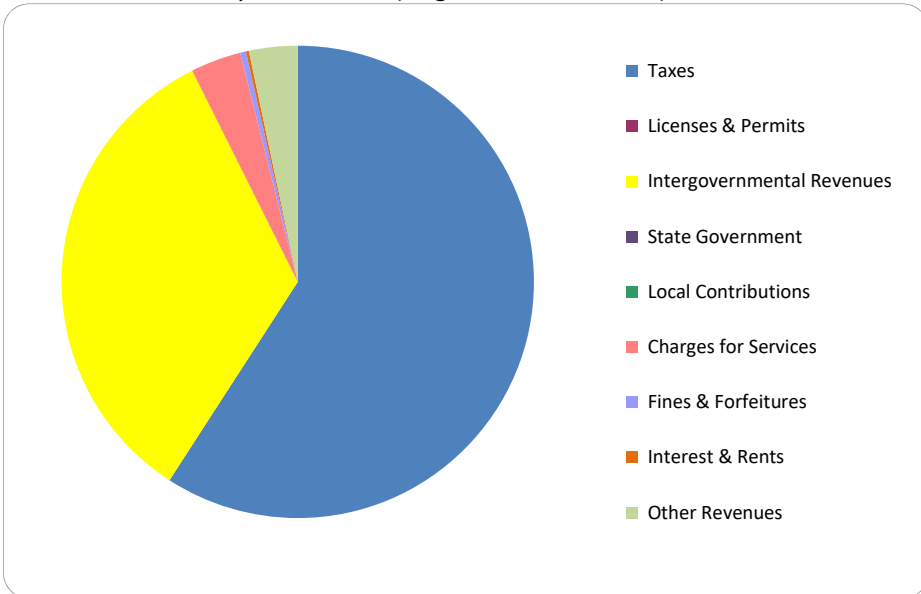
Population Information

	499	496	498	493	496
--	-----	-----	-----	-----	-----

Contact Information

Contact Name:	Terry Stilson, Clerk
Contact Phone Number:	231-856-4582

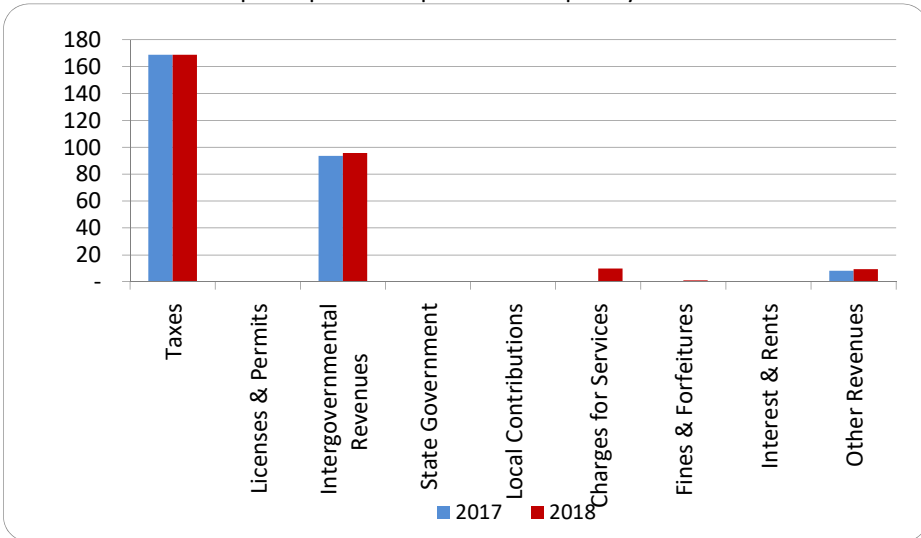
1. Where our money comes from (all governmental funds)



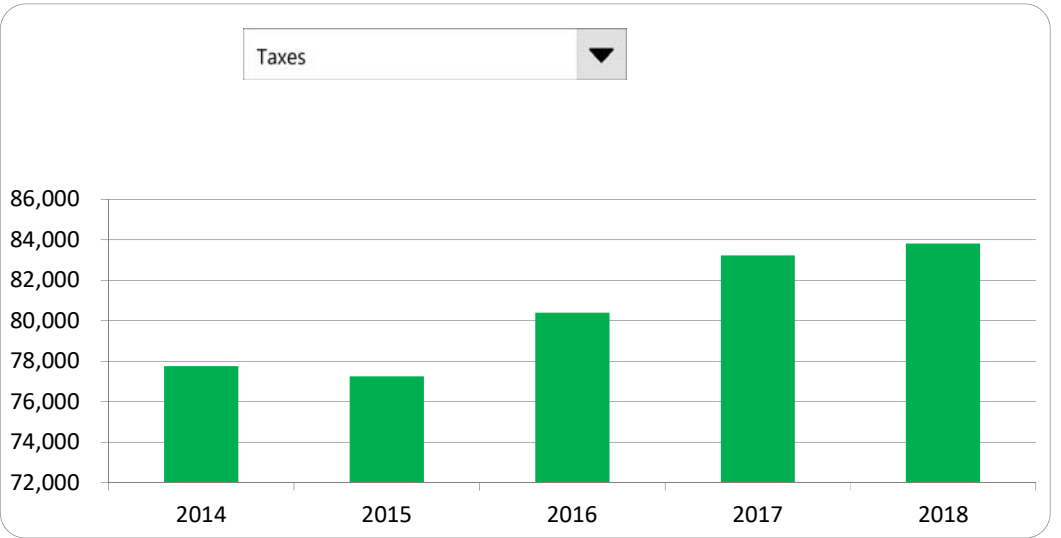
2. Compared to the prior year

	<u>2017</u>	<u>2018</u>	<u>% change</u>
Taxes	\$ 83,224	\$ 83,813	0.71%
Licenses & Permits	-	-	N/A
Intergovernmental Reve	46,170	47,476	2.83%
State Government	-	-	N/A
Local Contributions	-	-	N/A
Charges for Services	-	4,876	N/A
Fines & Forfeitures	-	576	N/A
Interest & Rents	128	277	116.41%
Other Revenues	4,106	4,717	14.88%
Total Revenues	\$ 133,628	\$ 141,735	6.07%

3. Revenue sources per capita - compared to the prior year



4. Historical trends of individual sources



Commentary:

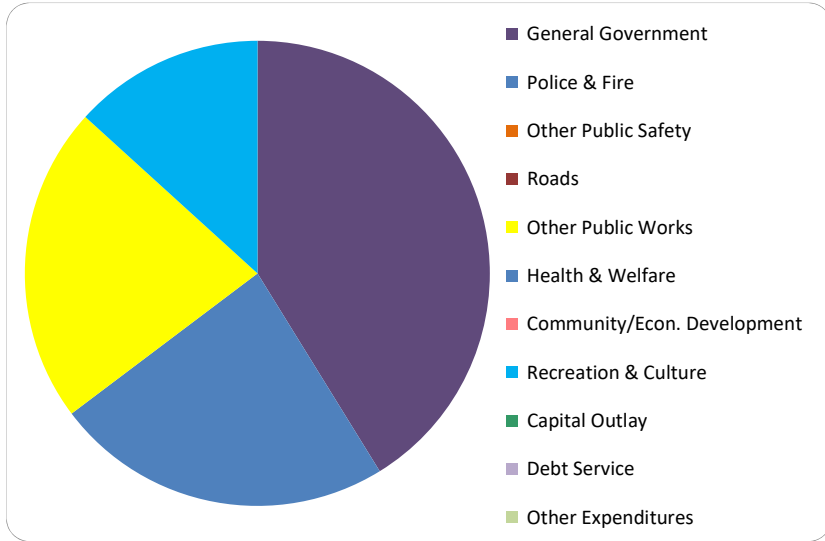
For more information on our unit's finances, contact Terry Stilson, Clerk at 231-856-4582.

CITIZEN'S GUIDE TO LOCAL UNIT FINANCES - Village of Morley (543030)

EXPENDITURES

1. Where we spend our money (all governmental funds)

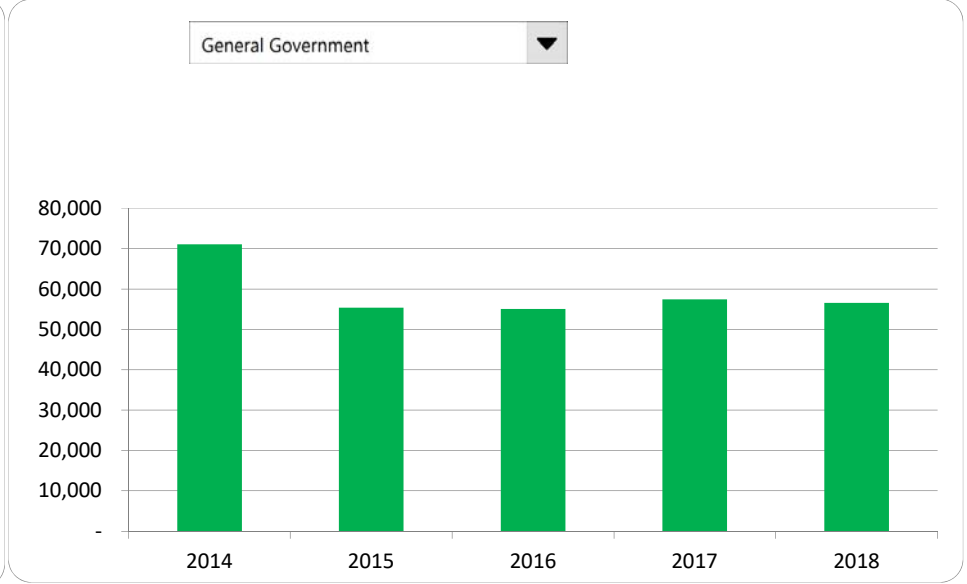
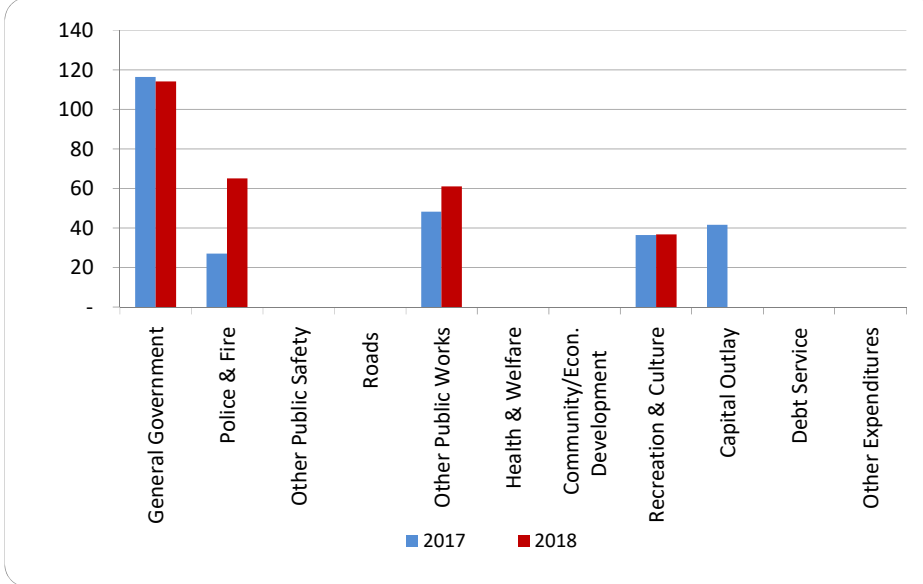
2. Compared to the prior year



	<u>2017</u>	<u>2018</u>	<u>% change</u>
General Government	\$ 57,397	\$ 56,563	-1.45%
Police & Fire	13,302	32,296	142.79%
Other Public Safety	-	-	N/A
Roads	-	-	N/A
Other Public Works	23,810	30,245	27.03%
Health & Welfare	-	-	N/A
Community/Econ. Development	-	-	N/A
Recreation & Culture	17,946	18,202	1.43%
Capital Outlay	20,523	-	-100.00%
Debt Service	-	-	N/A
Other Expenditures	-	-	N/A
Total Expenditures	\$ 132,978	\$ 137,306	3.25%

3. Spending per capita - compared to the prior year

4. Historical trends of individual departments:

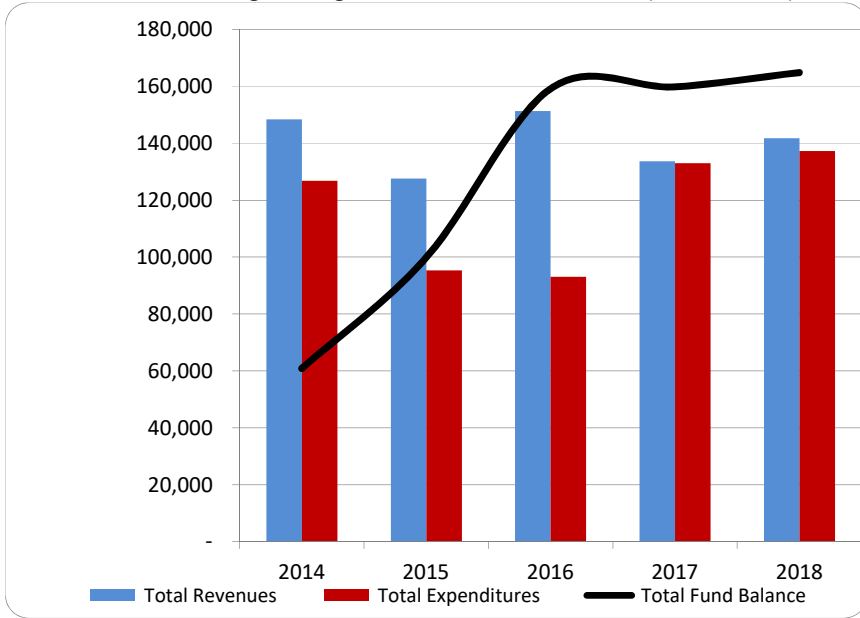


Commentary:

CITIZEN'S GUIDE TO LOCAL UNIT FINANCES - Village of Morley (543030)

FINANCIAL POSITION

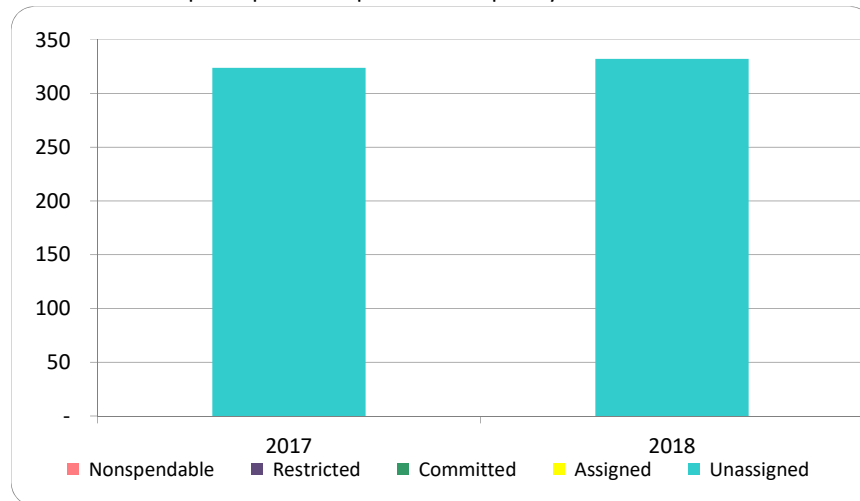
1. How have we managed our governmental fund resources (fund balance)?



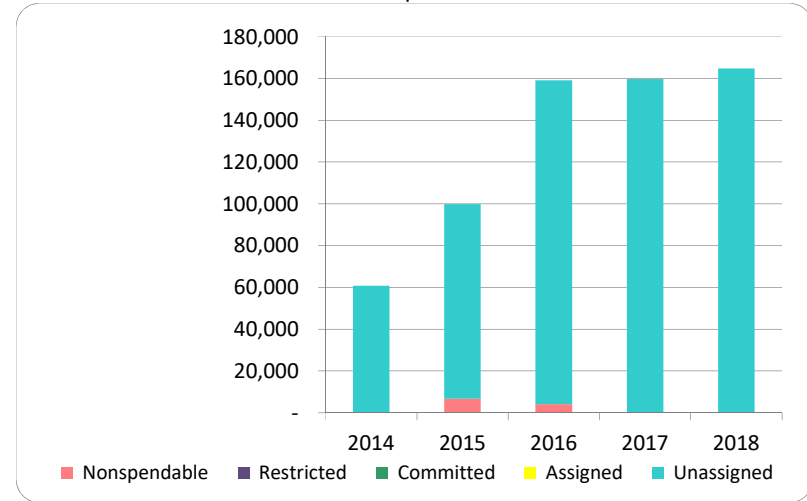
2. Compared to the prior year

	2017	2018	% change
Revenue	133,628	141,735	6.07%
Expenditures	132,978	137,306	3.25%
Surplus (shortfall)	650	4,429	581.38%
Fund balance, by component:			
Nondisposable	-	-	N/A
Restricted	-	-	N/A
Committed	-	-	N/A
Assigned	-	-	N/A
Unassigned	159,772	164,807	3.15%
total fund balance	159,772	164,807	3.15%

3. Fund balance per capita - compared to the prior year

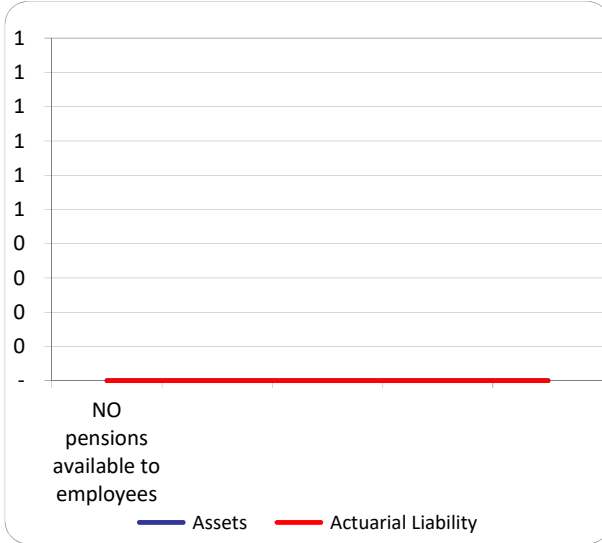


4. Historical trends of individual components

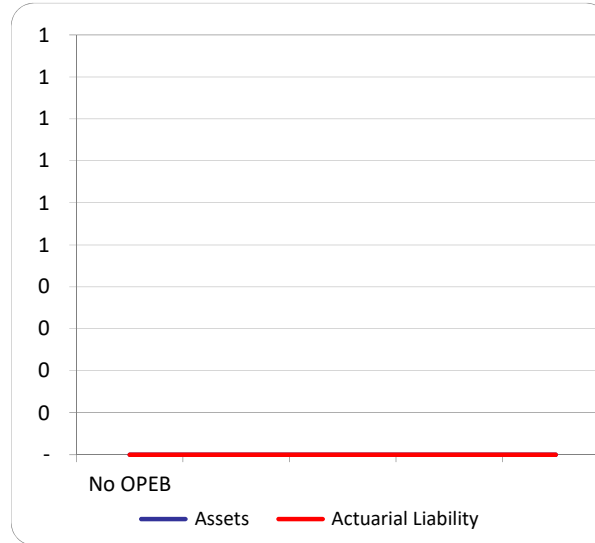


Commentary:

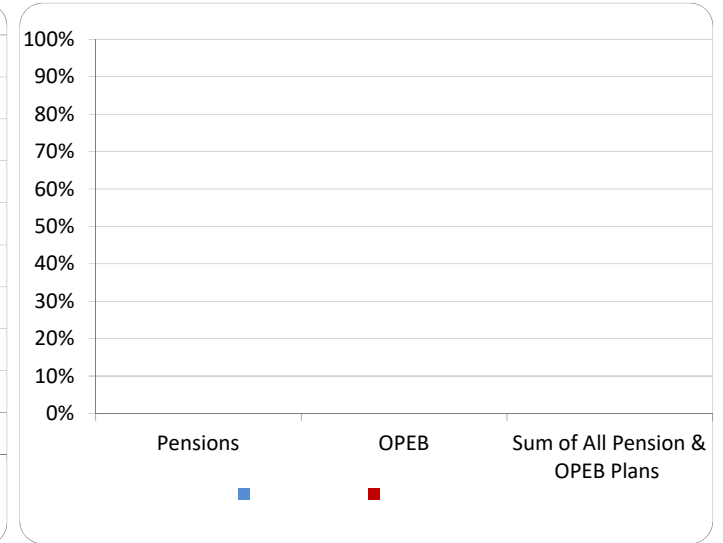
1. Pension funding status



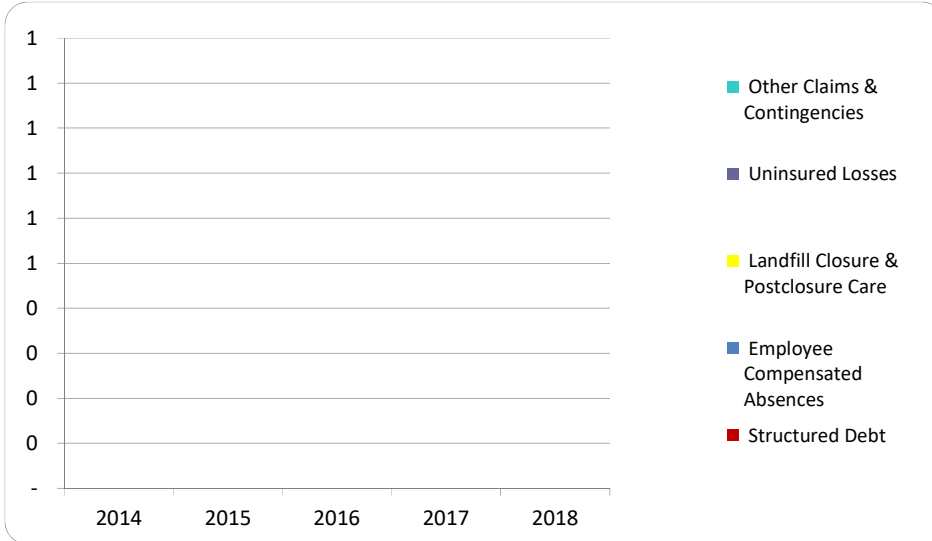
2. Retiree Health care funding status



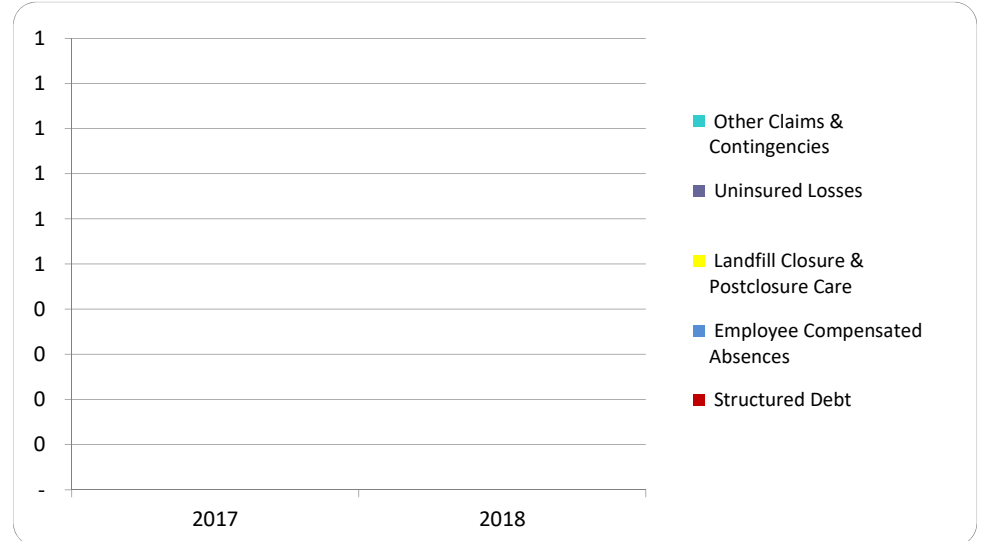
3. Percent funded - compared to the prior year



4. Long Term Debt obligations:



5. Debt & other long term obligations per capita - compared to the prior year



Commentary: No pensions available for employees. No OPEB available for employees. No debt.

Projected Budget Report

Local Unit Name:	Village of Morley
Local Unit Code:	543030
Current Fiscal Year End Date:	3/31/2019
Fund Name:	General Fund

REVENUES	Current Year Budget	Percentage Change	Year 2 Budget	Assumptions
Property Taxes	\$ 84,586	1.40% %	\$ 83,400	decrease in taxes
Other Taxes	\$ -	% %	\$ -	
State Revenue Sharing	\$ 47,700	0.00% %	\$ 47,700	approximately the same
Income Tax	\$ -	% %	\$ -	
Fines & Fees	\$ 630	0.00% %	\$ 630	approximately the same
Licenses & Permits	\$ -	% %	\$ -	
Interest Income	\$ 200	80.00% %	\$ 360	Better interest rates
Grant Revenues	\$ -	% %	\$ -	
Other Revenues	\$ 9,860	0.00% %	\$ 9,860	approximately the same
Interfund Transfers (In)	\$ -	% %	\$ -	
Total Revenues	\$ 142,976		\$ 141,950	
EXPENDITURES				
General Government	\$ 48,100	-0.20% %	\$ 48,000	approximately the same in year 2
Police and Fire	\$ 33,850	-2.50% %	\$ 33,000	current year had some extra costs
Other Public Safety	\$ -	% %	\$ -	
Roads	\$ -	% %	\$ -	
Other Public Works	\$ 43,500	0.00% %	\$ 43,500	approximately the same in year 2
Health and Welfare	\$ -	% %	\$ -	
Community & Economic Development	\$ -	% %	\$ -	
Recreation & Culture	\$ 17,450	0.00% %	\$ 17,450	approximately the same in year 2
Capital Outlay	\$ -	% %	\$ -	
Debt Service	\$ -	% %	\$ -	
Other Expenditures	\$ -	% %	\$ -	
Interfund Transfers (Out)	\$ -	% %	\$ -	
Total Expenditures	\$ 142,900		\$ 141,950	
Net Revenues (Expenditures)	\$ 76		\$ -	
Beginning Fund Balance	\$ 164,807		\$ 164,883	
Ending Fund Balance	\$ 164,883		\$ 164,883	

Commentary: No approved budget for 2019-20 fiscal year. These are assumptions: Property values remain the same; permits and fees remain the same; State Revenue Sharing remains the same; and all other revenue sources remain the same. Expenses remain the same as for FY2020.

Debt Service Report

Local Unit Name:	Village of Morley
Local Unit Code:	543030
Current Fiscal Year End Date:	3/31/2019

Debt Name: No current debts
Issuance Date:
Issuance Amount:
Debt Instrument (or Type):
Repayment Source(s):

<u>Years Ending</u>	<u>Principal</u>	<u>Interest</u>	<u>Total</u>
Year 1	\$ -	\$ -	\$ -
Year 2	\$ -	\$ -	\$ -
Year 3	\$ -	\$ -	\$ -
Year 4	\$ -	\$ -	\$ -
Year 5	\$ -	\$ -	\$ -
Year 6	\$ -	\$ -	\$ -
Year 7	\$ -	\$ -	\$ -
Totals	\$ -	\$ -	\$ -

Commentary: No current debts.

PERFORMANCE DASHBOARD

Local Unit Name: Village of Morley
 Local Unit Code: 543030

Metric	2017	2018	Comments
Population	493	496	
Annual General Fund expenditures per capita			
General Fund Expenditures	132,978	137,306	
Expenditures per capita	270	277	
Fund Balance as % of annual General Fund expenditures			
Fund Balance	159,772	164,807	
Fund Balance as % of Annual GF Expenditures	120.1%	120.0%	
Unfunded pension & OPEB liability, as a % of annual General Fund revenue			No pensions or OPEB provided.
Pension funding:			
Actuarial value of assets	-	-	
Actuarial accrued liability	-	-	
Overfunded (Unfunded)	-	-	
OPEB funding:			OPEB is other post-employment benefits.
Actuarial value of assets	-	-	
Actuarial accrued liability	-	-	
Overfunded (Unfunded)	-	-	
Combined overfunding (underfunding)	-	-	
General Fund revenue	133,629	141,734	
Unfunded OPEB liability as a % of annual GF revenue	0%	0%	
Debt burden per capita			No debt.
Total direct debt, from the FS:			
Bonds, notes & contracts payable	-	-	
Capital leases	-	-	
Total direct debt	-	-	
Debt burden per capita	-	-	

PERFORMANCE DASHBOARD

Local Unit Name: Village of Morley
 Local Unit Code: 543030

Metric	2017	2018	Comments
Percentage of road funding provided by the General Fund			
Road expenditures:			
Major streets fund	24,136	8,299	
Local streets fund	99,794	14,927	
Municipal streets fund	-	-	
Total road expenditures	123,930	23,226	
Transfers from the General Fund into:			
Major streets fund	-	-	
Local streets fund	-	-	
Municipal streets fund	-	-	
Total General Fund funding	-	-	
Ratio of road funding to total GF expenditures	0.0%	0.0%	
Ratio of pensioners to employees			
Number of retirees participating in the Defined Benefit pension systems	-	-	No pensions or OPEB provided.
Number of current active employees	14	15	
Ratio	-	-	
Number of services delivered via cooperative venture			
	2	2	
List the individual services delivered via cooperative venture: (place an "X" in each year the services were delivered cooperatively)			
Library			
Dispatch			
Building inspections			
Recreation			
Finance dept. consolidation			
Assessing			
Fire	X	X	
Police	X	X	Village and County Police
Other: Recycling Program	X	X	The Recycling Program is once per month.
Totals	3	3	

PERFORMANCE DASHBOARD

Local Unit Name: Village of Morley
 Local Unit Code: 543030

Metric	2017	2018	Comments
Economic Strength			
% of community with access to high speed broadband			The Village has access to high speed internet.
Number of homes	264	264	
Number of homes with access to highspeed internet	264	264	
% of homes with access to highspeed internet	100.0%	100.0%	
% of community age 25+ with Bachelor's degree or higher			
Population aged 25 and over	353	353	
Number with Bachelor's degree or higher	33	33	
% of community age 25+ with bachelor's degree or higher	9.3%	9.3%	According to city-data.com.
Average age of critical infrastructure (years)			
Water lines			
No public water.			
Historical cost			
Accumulated depreciation			
Average depreciable life (in years)			
Average age			
<i>component of the weighted average</i>			
Sewer lines			
No public sewer.			
Historical cost			
Accumulated depreciation			
Average depreciable life (in years)			
Average age			
<i>component of the weighted average</i>			

PERFORMANCE DASHBOARD

Local Unit Name: Village of Morley
 Local Unit Code: 543030

<u>Metric</u>	<u>2017</u>	<u>2018</u>	<u>Comments</u>
Public Safety			
Violent crimes per thousand			Report consistent with the Michigan Incident Crime Reporting guidelines.
Violent crimes	5	8	
Violent crimes per thousand	10	16	
Property crimes per thousand			Report consistent with the Michigan Incident Crime Reporting guidelines.
Property crimes	5	18	
Property crimes per thousand	10	36	
Traffic injuries or fatalities			The UD-10 does not distinguish between serious injury and minor injury.
Traffic incidents from the UD-10		2	

PERFORMANCE DASHBOARD

Local Unit Name: Village of Morley
 Local Unit Code: 543030

Metric	2017	2018	Comments
Quality of Life			
Miles of sidewalks and non-motorized paths/trails as a factor of total miles of local/major roads & streets			
Miles of sidewalks and non-motorized paths/trails	3.3	3.3	Estimated in miles
Total miles of local/major roads & streets	6.49	6.49	Act 51 Report
	<u>0.508</u>	<u>0.508</u>	
Percent of General Fund expenditures committed to arts, culture and recreation			
Arts, recreation & culture expenditures	17,946	18,202	Audit and Financial Reports
	<u>13.5%</u>	<u>13.3%</u>	
Acres of parks per thousand residents			
Acres of parks	7	7	Estimated in acres
	<u>14.20</u>	<u>14.11</u>	
Percent of community being provided with curbside recycling			
Population where curbside recycling is offered	-	-	No curbside recycling.
	<u>0%</u>	<u>0%</u>	

Performance Dashboard

Local Unit Name: Village of Morley
Local Unit Code: 543030

	2017	2018	Trend	Performance
Fiscal Stability				
Annual General Fund expenditures per capita	\$270	\$277	↑ 2.6%	Negative
Fund Balance as % of annual General Fund expenditures	120.1%	120.0%	→ -0.1%	Neutral
Unfunded pension & OPEB liability, as a % of annual General Fund revenue	0%	0%		
Debt burden per capita	\$0	\$0		
Percentage of road funding provided by the General Fund	0.0%	0.0%		
Ratio of pensioners to employees	-	-		
Number of services delivered via cooperative venture	3	3	→ 0.0%	Neutral
Economic Strength				
% of community with access to high speed broadband	100%	100%	→ 0.0%	Neutral
% of community age 25+ with Bachelor's degree or higher	9%	9%	→ 0.0%	Neutral
Average age of critical infrastructure (years)	-	-		
Public Safety				
Violent crimes per thousand	10	16	↑ 59.0%	Negative
Property crimes per thousand	10	36	↑ 257.8%	Negative
Traffic injuries or fatalities	-	2		
Quality of Life				
Miles of sidewalks and non-motorized paths/trails as a factor of total miles of local/major roads & streets	0.51	0.51	→ 0.0%	Neutral
Percent of General Fund expenditures committed to arts, culture and recreation	13.5%	13.3%	↓ -1.8%	Neutral
Acres of parks per thousand residents	14.2	14.1	→ -0.6%	Neutral
Percent of community being provided with curbside recycling	0%	0%		